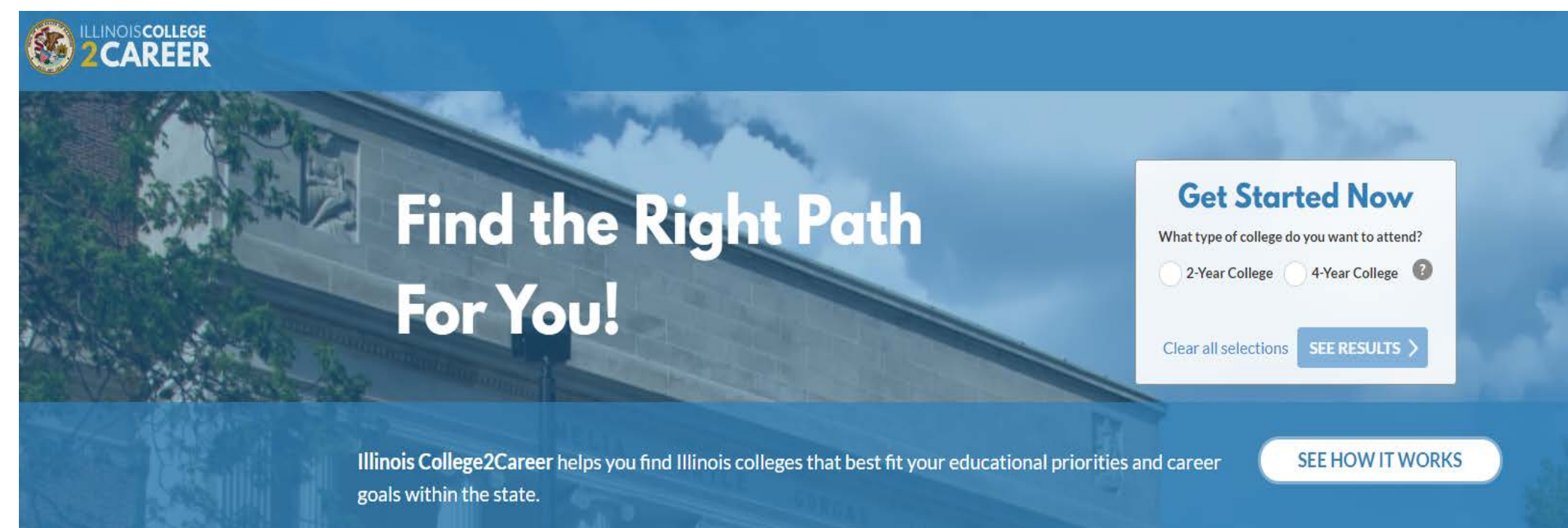



# Illinois College2Career Tool

www.ilcollege2career.com



## About

This tool provides an opportunity for students and parents to review a wide-range of information on Illinois two-year and four-year institutions including career outcomes of graduates by academic area and institution.

## Stakeholders

This information is made possible through a data sharing partnership between numerous state agencies:

- Illinois Department of Employment Security ([IDES](#))
- Illinois Student Assistance Commission ([ISAC](#)),
- Illinois Board of Higher Education ([IBHE](#))
- Illinois Community College Board ([ICCB](#))
- Illinois State University ([ISU](#)).

This tool is of special interest to...

- Students and their parents
- Two-year & four-year institutions
- Policymakers
- Employers

## Data Sharing Partnership

A key component of Career Outcome Tool (COT) is career outcomes of graduates from a particular academic area of study at an institution. The tool also links outcome information to the broader set of career information available through the Illinois Career Information System (CIS).

COT originated through the Workforce Readiness through Apprenticeship and Pathways project of the Governor's Cabinet on Children and Youth. COT was made possible through a data sharing partnership between the state agencies listed above.

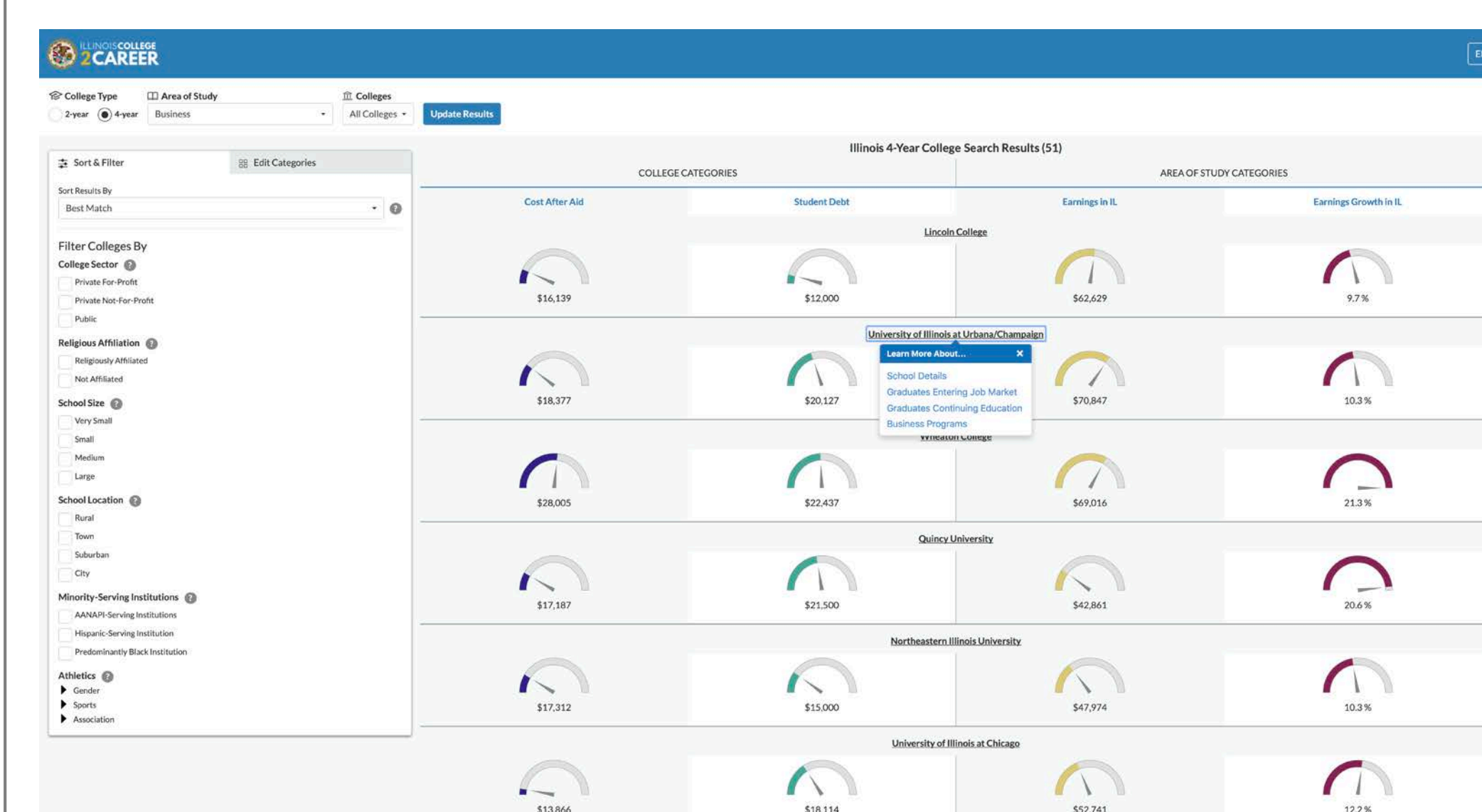
## Data Sharing Partnership Cont'd

The Governor's Office and the Children's Cabinet brought these partners together to establish a data system that links post-secondary graduates, by academic area of study and institution, with their career outcomes. This integrated data system is comprehensive of graduates from 70 four-year degree-granting institutions representing the academic years 2014 and 2015 and 48 two-year degree-granting institutions inclusive of the 2010-2015 academic years. The career outcome measures span one year prior to graduation through the third quarter of 2018.

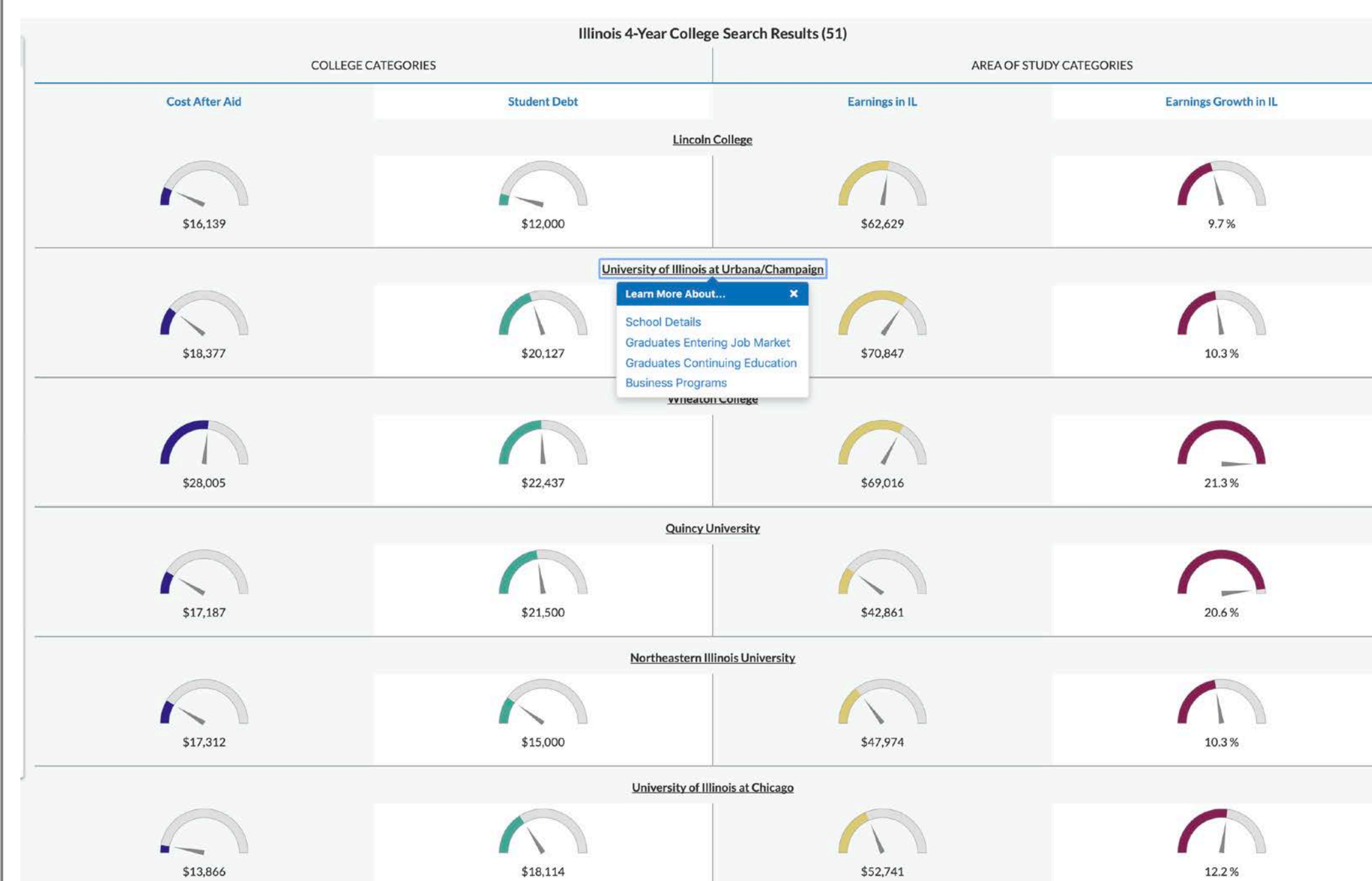
## Finding the Right Path For You!

College2Career tool users start by selecting the type of institution (two-year or four-year), field of study, or any specific institutions they'd like to explore.

## Results



From the results page, as seen below, users can gather information about cost after aid, student debt, earnings after graduation, and earnings growth in IL. Users can also find out more information about individual schools, such as school details, number graduates entering the job markets by industry, number of graduates continuing education, and subprograms in a specific area of study. Digging deeper provides the user with more detailed outcome statistics, which is exemplified to the right.



The image below shows how the user can then further specify the results by institution and/or modify the categories displayed.

**Graduates Entering the Job Market**

Data corresponds to graduates completing the Business area of study at University Of Illinois At Urbana/champaign.

Across All Industries	
Employed in IL	70.7%
Earnings in IL	\$70,847
Earnings Growth in IL	10.3%
Job Stability in IL	87.7%
Top Industries	
Industry	Professional, Scientific, and Technical Services
Job Stability in IL	92.0%
Earnings in IL	\$69,630
Industry	Finance and Insurance
Job Stability in IL	90.2%
Earnings in IL	\$79,753
Industry	Manufacturing
Job Stability in IL	83.6%
Earnings in IL	\$69,670

## Data Sources

Career outcome measures are derived from longitudinal linking of IBHE and ICCB student records to quarterly employment and earnings records of approximately 6.2 million workers which are reported by Illinois employers to the Illinois Department of Employment Security (IDES) under the Unemployment Insurance Act.

IBHE and ICCB provide the data partnership student records with demographics, degree type, academic area of completion, graduation date, and institution. For the purposes of the display the academic areas associated with graduates have been grouped into twenty categories. These categories include nineteen programs (by 2-digit Classification of Instruction Program/CIP code level) with the most completers as well as one category of "other programs" that combines all less frequently observed programs.

These categories include nineteen programs (by 2-digit Classification of Instruction Program/CIP code level) with the most completers as well as one category of "other programs" that combines all less frequently observed programs.

## Opportunities for the Midwest Collaborative

Expand the scope of learner populations beyond 4-year college graduates

1. Understand the impact of transitions in the education pathways on workforce outcomes
2. Establish a program evaluation methodology that complements the ETA performance indicators